

Mobile High Pressure Compressor for Compressing Air and Breathing Air

Types:

MARINER 200-E | MARINER 200-B



MARINER 200-E standard version



MARINER 200-B with optional equipment

General	
Medium	Air
Intake Pressure	atmospheric
Filling pressure	PN200 / PN300
Nominal pressure	225 bar / 330 bar / 350 bar
Working pressure	220 bar / 320 bar / 340 bar
Permissible ambient temperature range	+5...+45°C
Permissible altitude	0...1,500 m AMSL
Max. permissible tilt	15°
System design	Open
Operating voltage standard	400 V; 50 Hz
Other operating voltage	On request
Compressor oil, standard	Synthetic
Oil change interval	Synthetic : every 2 years / 2,000 h Mineral: annually / 1,000 h
Finish	CYAN (front) / RAL 9006 (crash frame)

MARINER 200



Compressor system	MARINER 200-E	MARINER 200-B
Charging rate ¹	200 l/min	
Purification system	P 21	
Cooling air flow, min.	1,440 m ³ /h	2,120 m ³ /h
Sound pressure level	82 dB(A)	87 dB(A)
Weight in kg ²	115 kg	
Dimensions (LxWxH) ²	1,250 x 590 x 630 mm	

1 Measured during cylinder filling from 0-200 bar tolerance +/- 5% at + 20°C ambient temperature.

2 Standard model. Weight and dimensions may vary depending on accessories.

Drive system	MARINER 200-E	MARINER 200-B
Motor	Three-phase	Petrol
Power	4.0 kW	6.1 kW
Type of construction	B3	B3
Type	Three-phase Squirrel-Cage-Motor	4-stroke petrol engine
Voltage/Frequency ¹	400 V, 50 Hz	-
Speed	2,840 1/min	3,600 1/min
Protection class	IP55	IP55

1 Different voltage / different frequency available at extra charge on request

STANDARD SCOPE OF SUPPLY:

› **Compressor block with following features**

- Oil pump for forced-feed lubrication
- Micronic intake filter: 10 µm
- Intermediate coolers, air cooled
- Aftercooler, air cooled, outlet temperature approx. 10-15 °C above cooling air temperature
- Intermediate separators after each stage (except 1st stage)
- Final separator for oil and water condensate after last stage
- Sealed safety valves after each stage
- TÜV approved final pressure safety valve
- Pressure maintaining and check valve after the final stage

Compressor block	IK120
Charging rate ¹	200 l/min
Speed	1,270 1/min
Number of stages	3
Number of cylinder	3
Cylinder bore 1st stage	88 mm
Cylinder bore 2nd stage	36 mm
Cylinder bore 3rd stage	14 mm
Stroke	40 mm
Direction of rotation (from flywheel side)	Left
Drive type	V-belt
Intermediate pressure 1st stage	6 bar
Intermediate pressure 2nd stage	45 bar
Amount of oil	2.8 l
Oil pressure	4.5 bar ± 1.5 bar
Intake pressure	1.0 bar _a

¹ Measured during cylinder filling from 0-200 bar tolerance +/- 5% at + 20°C ambient temperature.

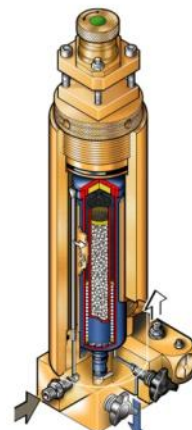
› **ON/OFF switch with motor protection**

consisting of:

- On/off switch
- Cable, length 5 m
- CEE – plug (only with operating voltage 400 V / 50 Hz)

➤ **Purification System P 21 - Filter with integrated final oil and water separator**

- final mechanical separator for the removal of oil-/ water condensate
- TRIPLEX long-life filter cartridge processing in 4 stages (drying, neutralization, CO-removal, micro filtering)
- final safety valve, fitted to filter housing
- back pressure / non return valve, fitted to filter housing



Purification System P 21

Air quality as per DIN/EN 12021:

Contamination	Maximum content as per DIN EN 12021	Air quality by BAUER
H ₂ O	25 mg/m ³	≤10 mg/m ³
CO	5 ppm(v)	Depending on filter cartridge ¹
CO ₂	500 ppm(v)	Depending on intake air ²
Oil	0.5 mg/m ³	≤ 0.5 mg/m ³

1 Only with BAUER special filter cartridge with hopcalite up to a maximum concentration of 25 ppm CO in intake air. The compressed clean breathing air then contains a maximum level of 5 ppm CO.

2 The level of CO₂ in the intake air must not exceed the maximum level of CO₂ as per DIN EN 12021!

Purification System	P 21
Operating pressure (Standard)	PN200 / PN300
Operating pressure max	330 bar
Pressure dew point	< -20 °C, equivalent to 3 mg/m ³ at 300 bar
Pipe connection	G 1/4" (condensate drain G 1/8")
Filter housing volume	0.57 l
DGRL 97/23/EG	Vessel category II
Processable air capacity (at ambient temperature 20°C and 300 bar) ¹	130 m ³

1 When using a BAUER P 21 filter cartridge without hopcalite. When using a cartridge with CO-removal, the air purification capacity is reduced by ca. 4 %

➤ **Filling device PN 200**

Filling device	PN 200
Nominal pressure (PN)	200 bar
Valve design	1 filling valve with integrated ventilation, with German cylinder connector G 5/8" DIN 477 and manometer, PN200
Filling hose	1 Unimam high pressure filling hose, 1 m length
International cylinder connector	1 international cylinder connection

Or

➤ **Filling device PN 300**

Filling device	PN 300
Nominal pressure (PN)	300 bar
Valve design	1 filling valve with integrated ventilation, with German cylinder connector G 5/8" DIN 477 and manometer, PN300
Filling hose	1 Unimam high pressure filling hose, 1 m length



International filling connector



Filling device PN200 (black) and PN300 (red)

➤ **Crash frame incl. handles**

The corrosion-resistant crash frame provides additional protection for the unit and can accommodate additional accessories such as a compressor control or a larger filter system. The handles make moving the unit easy and convenient.




Crash frame incl. handles

OPTIONS:

- **Purification System P 31 - Filter with integrated final oil and water separator**

SCOPE OF DELIVERY:

- Filter housing with long-life filter cartridge
- final mechanical separator for the removal of oil-/ water condensate
- Final safety valve, fitted to filter housing
- Pressure maintaining / non return valve, fitted to filter housing



Purification System P 31

Air quality as per DIN/EN 12021:

(see purification system in standard scope of delivery)

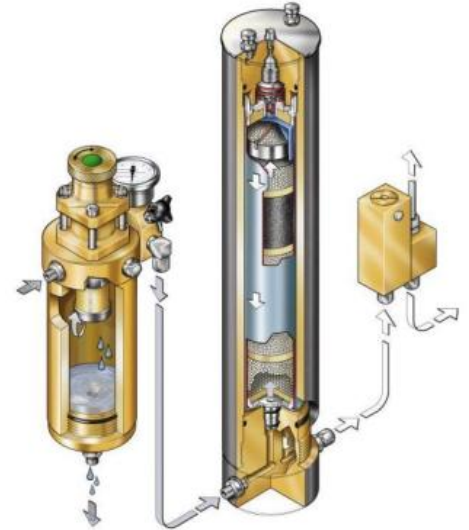
Purification System	P 31
Operating pressure (Standard)	PN200 / PN300
Operating pressure max (PS)	330 bar
Pressure dew point	< -20 °C, equivalent to 3 mg/m ³ at 300 bar
Pipe connection	G 3/8" (condensate drain G 1/4")
Filter housing volume	1.3 l
DGRL 97/23/EG	Vessel category II
Processable air capacity (at ambient temperature 20°C and 300 bar) ¹	615 m ³

¹ When using a BAUER P 31 filter cartridge without hopcalite. When using a cartridge with CO-removal the air purification capacity is reduced by ca. 26 %.

➤ **P 41 Purification System - Filter with separate final oil and water separator**

SCOPE OF DELIVERY:

- 1x filter housing with long-life filter cartridge
- Separator unit with final pressure safety valve
- Check valve between separator and micro filter
- Micro filter
- Air bleeder valve with manometer
- Pressurizer / check valve
- Filter key for cartridge renewal



P 41 purification system (picture similar)

Air quality as per DIN/EN 12021:

(see purification system in standard scope of delivery)

Purification System	P 41
Operating pressure (Standard)	PN200/PN300
Operating pressure max	330 bar
Pressure dew point	< -20 °C, equivalent to 3 mg/m ³ at 300 bar
Pipe connection	G 3/8" (condensate drain G 1/4")
Filter housing volume	2.1 l
DGRL 97/23/EG	Vessel category II
Processable air capacity (at ambient temperature 20°C and 300 bar) ¹	1,595 m ³

¹ When using a BAUER P 41 filter cartridge without hopcalite. When using a cartridge with CO-removal the air purification capacity is reduced by ca. 8 %.


➤ **B-TIMER**

Cartridge change and maintenance becomes safe and comfortable like never before with the B-TIMER!

The mini-computer counts the operating hours and measures accurately the cartridge saturation.

On the four-part segment display the status of saturation of the cartridge can be followed up. If a cartridge change is required, the B-TIMER is flashing conspicuously and the order number of the cartridge is indicated.

The key symbol indicates that maintenance is due. The letters A to C inform about the necessary maintenance kit.



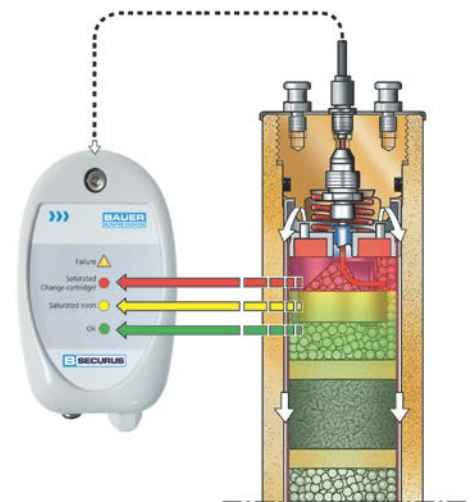
B-TIMER Display

The robust housing resists sand, salt, sea water, high humidity and strong UV-radiation. Start/stop automatic and power save mode make operation comfortable and save the lithium cell.

➤ **B-SECURUS filter cartridge monitoring system**

The B-SECURUS System continuously monitors filter cartridge saturation levels by measuring the moisture in the molecular filter and showing a warning in the display of the B-CONTROL MICRO unit when it is time to change the cartridge. When the dryer cartridge is 100% saturated the B-SECURUS automatically shuts down the system.

- Green segment: Filter cartridge OK
- Yellow segment: Cartridge nearing saturation
- Red segment: Cartridge saturated or contact fault.
Compressor is shut down



B-SECURUS Filter Cartridge Monitoring System

Only available with P 41 and only for MARINER 200-E!

Filter cartridge monitoring system	B-SECURUS
Supply voltage	24 V DC
Power consumption	3 VA
Contact switching capacity	6 A/250 V
Protection class	IP 65

› **Compressor control incl. automatic condensate drain system**

Compressor control including automatic condensate drain system and automatic switch off at final pressure

SCOPE OF SUPPLY:

- ON/OFF Switch with protective motor switch and signal-lamp operation
- Star-Delta contactor
- Transformer
- Pressure switch stops the compressor unit at final pressure
- Drainage of all separators between the individual stages and also the final separator during compressor operation (standard draining interval every 15 minutes for a 6 second period)
- Timer for automatic condensate drain device
- Unloaded start integrated (automatically draining at every shut-down of the unit)
- Condensate collecting tank 10 liter, with silencer; about 5 liter capacity, for the environmentally friendly disposal of the condensate



Compressor control



Automatic condensate drain system

For petrol version, the automatic condensate drain system is supplied without control!

› **Additional PN 200 filling device**

Filling device	PN 200
Nominal pressure (PN)	200 bar
Valve design	1 filling valve with integrated ventilation, with German cylinder connector G 5/8" DIN 477 and manometer, PN200
Filling hose	1 Unimam high pressure filling hose, 1 m length
International cylinder connector	1 international cylinder connector

➤ **Additional PN 300 filling device**

Filling device	PN 300
Nominal pressure (PN)	300 bar
Valve design	1 filling valve with integrated ventilation, with German cylinder connector G 5/8" DIN 477 and manometer, PN300
Filling hose	1 Unimam high pressure filling hose, 1 m length

➤ **Switch-over device PN 300 / PN 200**

The switch-over device enables breathing air cylinders to be filled with both 200 bar and 300 bar. For optimum limiting of the maximum operating pressure, each of the two pressure ranges is protected with a type-tested final pressure safety valve.

High-quality high-pressure filling hoses made from food-safe and long-life hose material make for flexible and safe handling. Swivel hose connections enable the filling valve to be connected to the breathing air cylinder quickly, easily and safely.



Switch-over device

Only available with P 41 purification system!

➤ **Telescopic intake tube**

The telescopic intake tube is highly recommended when operating compressor units in locations with increased concentrations of hazardous substances such as CO or CO₂.

It enables the intake range of the compressor to be moved to a suitable location.

➤ **Trolley**

The trolley provides an easy and convenient mode of transport for mobile compressor units. Fitted with pneumatic tires, the trolley maximizes mobility.



MARINER-E with trolley

➤ **Additional intermediate separator after the first stage**

In the case of operation in locations where air humidity is high (tropical regions, for example), we recommend installing a separator downstream of the first compressor stage. This can extend the service life of the unit and reduce maintenance costs.



Intermediate separator after 1st stage

Relevant EC Directives (where applicable)

- › EC Machinery Directive (2006/42/EC)
- › EC Pressure Equipment Directive (97/23/EC)
- › EC Low Voltage Directive 2006/95/EC
- › EC Electromagnetic Compatibility (EMC) 2004/108/EC

Applied national standards and technical specifications, in particular

- › Betriebssicherheitsverordnung (German Industrial Safety Regulation) of 27 September 2002
- › AD 2000
- › Technische Regeln Druckgase (TRG; **Technical Regulations for Compressed Gases**): TRG 400, 401, 402 (w/o permanent premises) and TRG 790
- › Unfallverhütungsvorschrift (BGR; German Accident Prevention Regulations) BGR 500
- › All BAUER filter housings are designed, manufactured and tested in line with Accident Prevention Regulations and regulations under AD-2000 provisions and DGRL97/23EG.

Documentation: 1x operating manual and parts list with exploded view drawing on DVD

Design: In line with the state of the art according to DIN, VDE, TÜV and Accident Prevention regulations

Testing: In line with Bauer Standard as per DIN EN 10204 - 3.1

Otherwise the **General Terms and Conditions of BAUER KOMPRESSOREN (AGB)** in the version valid at the time of contract conclusion apply. These Terms & Conditions can be viewed and downloaded at the website www.bauer-kompressoren.com, or sent by BAUER on request.

All information is given without assumption of liability and subject to technical changes